

# Linkus Mobile Client Quick Start Guide



Linkus Mobile Client coordinates with in2pbx to make your mobile phone an office extension that links you and your colleagues and customers anywhere anytime.

## Download Linkus Mobile Client

Linkus Mobile Client is available for both **iOS** and **Android** System. Download Linkus Mobile Client now for a consistent in-office experience!



## Quick Login

By using the QR Code or Login Link in your Linkus welcome email, The Linkus mobile client can obtain the login information and log in automatically.



Open the Linkus mobile client and scan the QR code



Copy the Login Link and open the Linkus mobile client

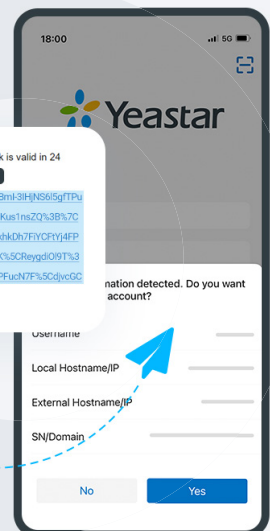
### Linkus Client Login Credentials

1. QR Code for Linkus Mobile Client: the QR Code is valid in 24 hours and can be used once.



2. Login Link for Linkus Mobile and Desktop Client: the Login Link is valid in 24 hours and can be used once.

<http://linkus.yeestar.com/linkus-mobile-client-download?package=%7Bm1-3HjNS6I5gTTPU%5CQlps0IzwhqmfX2Cv32SMkq%7CtZrd.%3Azz8qNC%5BzSPxeGKus1nsZQ%3B%7CgzT%38OyCf9Y1PvAKR484mc%5CdxpJghUihyGcSQUCLmGj7PDKHdR7FYCFYJfFP.T4INDALLIFo%5BvRrLUS.%7B%7CDu%3AQ%9ZuJgJCKE6TymyhrK%5CReygdIO9T%3BV9jDLJwEMD4z5C%3BTQ1qhpP%5BWe-1JLLJM%3ADKESQ7YulrCFFuKd7%5CdjvcGC.PdLNF%5BvLzRoch1%7CEjh6.XoMDf4EPhcVYvoG%5CS%3F>



# Unified Directory

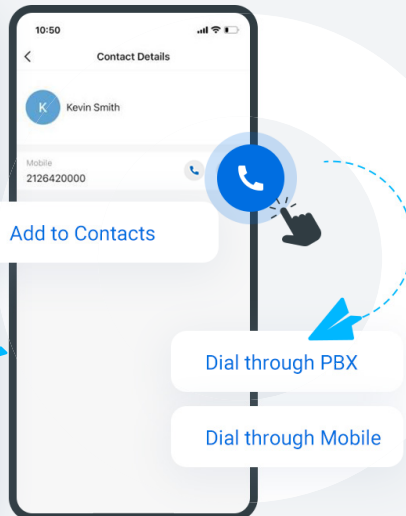
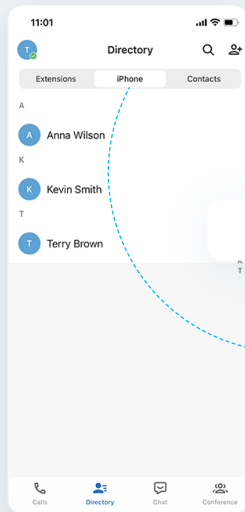
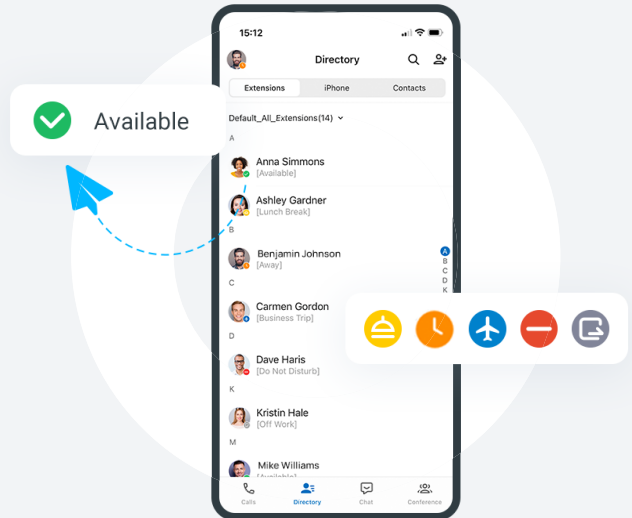
A three-in-one directory to categorise and display your contacts.



## Extensions

The Extensions directory synchronises your colleagues' extension information from the PBX server.

See whether your colleague is available intuitively via the extension presence, and collaborate with them by making calls and sending instant messages.



## Phone

The phone directory displays the native contacts from your mobile phone.

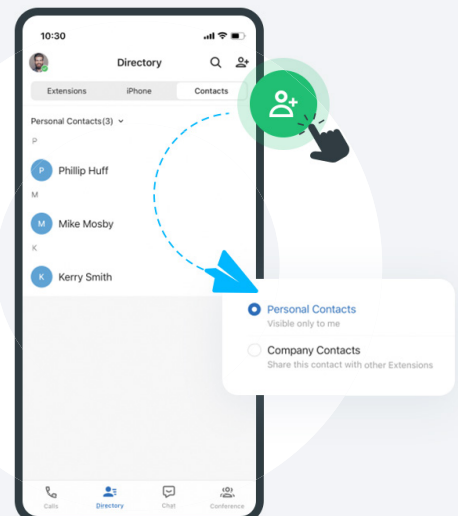
- Add your native phone contacts to Linkus directory as needed.
- Make calls to your phone contacts through the PBX or your mobile.



## Contacts

The Contacts directory displays the external contacts that are stored on the PBX server.

- Share contact information with authorised colleagues using the public **Company Contacts** directory. Use
- the exclusive **Personal Contacts** directory that is only visible to yourself to store your external contacts.




# Comprehensive Call Features



## Video Call

Initiate a 1:1 video call for a face-to-face conversation experience.

- This feature is supported on **Linkus iOS** only.



## Multi-party Call

Invite other participants to an ongoing call to instantly convert a normal call into a multi-party call. **Up to 5 participants** are supported for a multi-party call.



## Voicemails & Recordings

Access the real-time synchronised **voicemails** and **recordings** from anywhere.



## Call Management

Manage and control your calls with just a few taps.



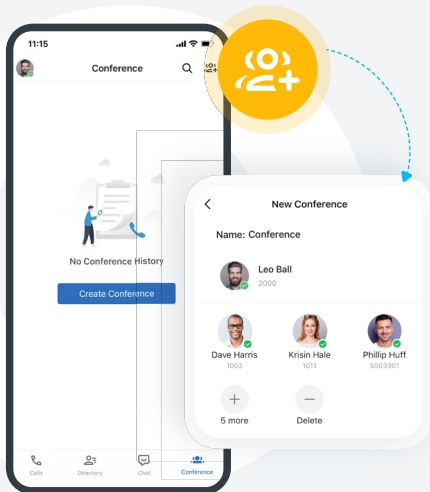


## Call Flip & Call Switch

Implement a seamless conversation experience between different devices with Call Flip and Call Switch.



## Conference Call



Initiate and host an ad-hoc conference call and invite other participants to join. **Up to 9 participants** can be on a conference call.

## Instant Messaging



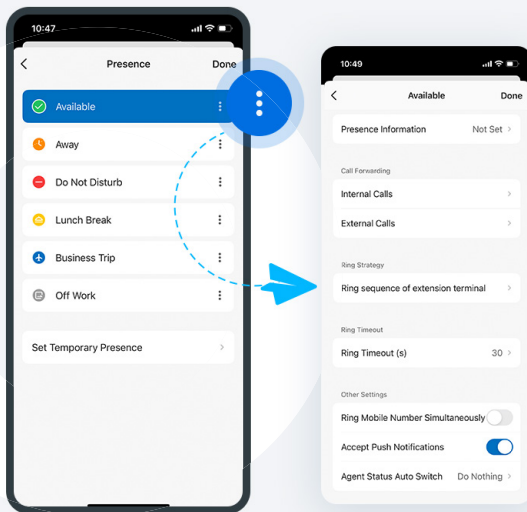
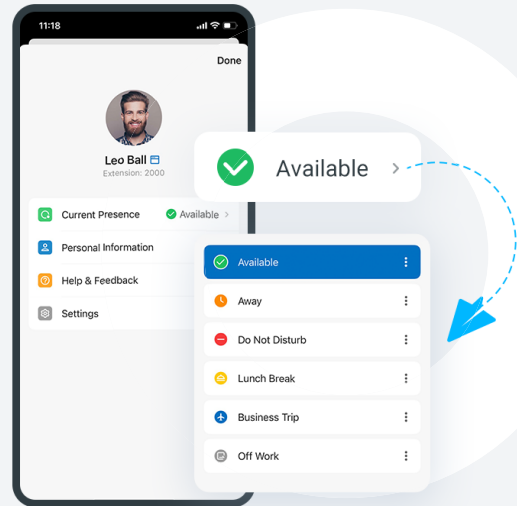
Start a personal or group chat with colleagues and have an instant sharing of emojis, pictures, or any other types of files.



# Customisable Presence



Select a presence to let your colleagues know if you are currently available. Set up the presence auto-switch based on business hours and holidays to ease your work.



Customise the call handling rules and notification settings for different presences.

Here is a detailed breakdown of the features available on the mobile client, desktop client, and web client.

Features	Mobile Client	Desktop Client	Web Client
<b>Telephony Features</b>			
Video Call	✓ (iOS only)	✓	✓
Call Forwarding	✓	✓	✓
Call Transfer (Attended & Blind)	✓	✓	✓
Call Flip & Switch	✓	✓	✓
Call Hold & Resume	✓	✓	✓
Call Mute	✓	✓	✓
Call Recording	✓	✓	✓
Call Waiting	✓	✓	✓
<b>Business Efficiency</b>			
Voicemail	✓	✓	✓
CTI for Remote Deskphone Control	✗	✓	✓
Function Keys	✗	✓	✓
Operator Panel	✗	✓	✓
Call Center Console	✗	✓	✓
Door Phone Video Preview	✗	✓	✓
<b>Unified Communications &amp; Collaboration</b>			
Extension List	✓	✓	✓
Native Contacts (Personal & Company Contacts)	✓	✓	✓
Audio Conferencing	✓	✓	✓
Instant Messaging	✓	✗ (coming soon)	✓
Video Conferencing	✗	✓	✓
Headset Integration	✗	✓	✓
Outlook Integration	✗	✓	✗
<b>Security</b>			
Password Policy Enforcement	✓	✓	✓
Two-Factor Authentication (2FA)	✓*	✓	✓

\* Linkus mobile client does NOT support the setup of 2FA. To configure 2FA, you can proceed on the desktop client or web client.